




# 2017 All Cancer

	Case Number	
	Male	Female
Case	59,297	52,387
Median age	65	61
Crude incidence rate(per 100,000)	506.0	442.0
Age-Standardized rate (per 100,000)	335.7	281.0
Sex ratio (Age-Standardized rate)	1.2	1

Note : Age-Standardized rates are calculated based on the 2000 world standard population



## Incidence rate for the top 10 cancer in Taiwan, 2017

(ranked by age-adjusted rate <sup>3</sup>)

(Only invasive cancers)

Rank	ICD-O-3	cancer site	Number of cases	Crude incidence rate	Age-adjusted standardized incidence rate <sup>2</sup>	Age-adjusted standardized incidence rate <sup>3</sup>
1	C50	Female breast	13,965	117.83 <sup>7a</sup>	73.11	78.88
2	C18-C21	Colon- rectum	16,408	69.61	37.90	42.93
3	C33-C34	Lung	14,282	60.59	32.65	36.97
4	C61	Prostate	5,866	50.05 <sup>7b</sup>	26.64	31.65
5	C22	Liver	11,225	47.62	26.02	29.3
6	C00-C14 <sup>4</sup>	Oral cavity, oropharynx and hypopharynx	7,797	33.08	20.40	21.98
7	C54	Corpus uteri	2,695	22.74 <sup>7a</sup>	14.03	15.11
8	C73	Thyroid gland	4,053	17.19	12.06	13.09
9	C44 <sup>5</sup>	Skin	3,804	16.14	8.02	9.49
10	C16	Stomach	3,703	15.71	8.15	9.39
	C00-C80	All cancer	111,684	473.81	274.52	305.38

FOOTNOTE

1. Since 2007, the incidence rate for lymphoma was calculated independently from each site.
2. Rates are age-adjusted to the 1976 world standard population. (Unit: per 100,000 people)
3. Rates are age-adjusted to the 2000 world standard population. (Unit: per 100,000 people)
4. Codes corresponding with oral cavity, oropharynx and hypopharynx include ICD-O-3 : C00-C06 、 C09-C10 、 C12-14 : ICD 9 : 140-141 、 143-146 、 148-149.
5. Basal cell is included in skin cancer.
6. Carcinoma in situ represents the fifth digit of morphology code is "2".
7. (a) Incidence rate and mortality rates per 100,000 for female; (b) Incidence and mortality rates per 100,000 for male.



## Incidence rate for the top 10 cancer among males in Taiwan, 2017 (ranked by age-adjusted rate<sup>3</sup>)

Rank	ICD-O-3	cancer site	Number of cases	Crude incidence rate	Age-adjusted standardized incidence rate <sup>2</sup>	Age-adjusted standardized incidence rate <sup>3</sup>
1	C18-C21	Colon-rectum	9,434	80.5	46.15	52.21
2	C22	Liver	7,800	66.56	39.08	43.48
3	C33-C34	Lung	7,936	67.72	37.86	43.46
4	C00-C14 <sup>4</sup>	Oral cavity, oropharynx and hypopharynx	7,058	60.22	38.27	41.15
5	C61	Prostate	5,866	50.05	26.64	31.65
6	C15	Esophagus	2,563	21.87	13.47	14.5
7	C16	Stomach	2,304	19.66	10.74	12.4
8	C44 <sup>5</sup>	Skin	2,089	17.82	9.44	11.31
9	C67	Urinary Bladder	1,707	14.57	7.78	9.11
10	C91-C95	Leukemia	1,383	11.8	8.4	8.98
	C00-C80	All cancer	59,297	505.97	299.21	335.71

**FOOTNOTE**

1. Since 2007, the incidence rate for lymphoma was calculated independently from each site.
2. Rates are age-adjusted to the 1976 world standard population. (Unit: per 100,000 people)
3. Rates are age-adjusted to the 2000 world standard population. (Unit: per 100,000 people)
4. Codes corresponding with oral cavity, oropharynx and hypopharynx include ICD-O-3 : C00-C06 · C09-C10 · C12-14 ; ICD 9 : 140-141 · 143-146 · 148-149.
5. Basal cell is included in skin cancer.
6. Carcinoma in situ represents the fifth digit of morphology code is "2".



## Incidence rate for the top 10 cancer among females in Taiwan, 2017 (ranked by age-adjusted rate<sup>3</sup>)

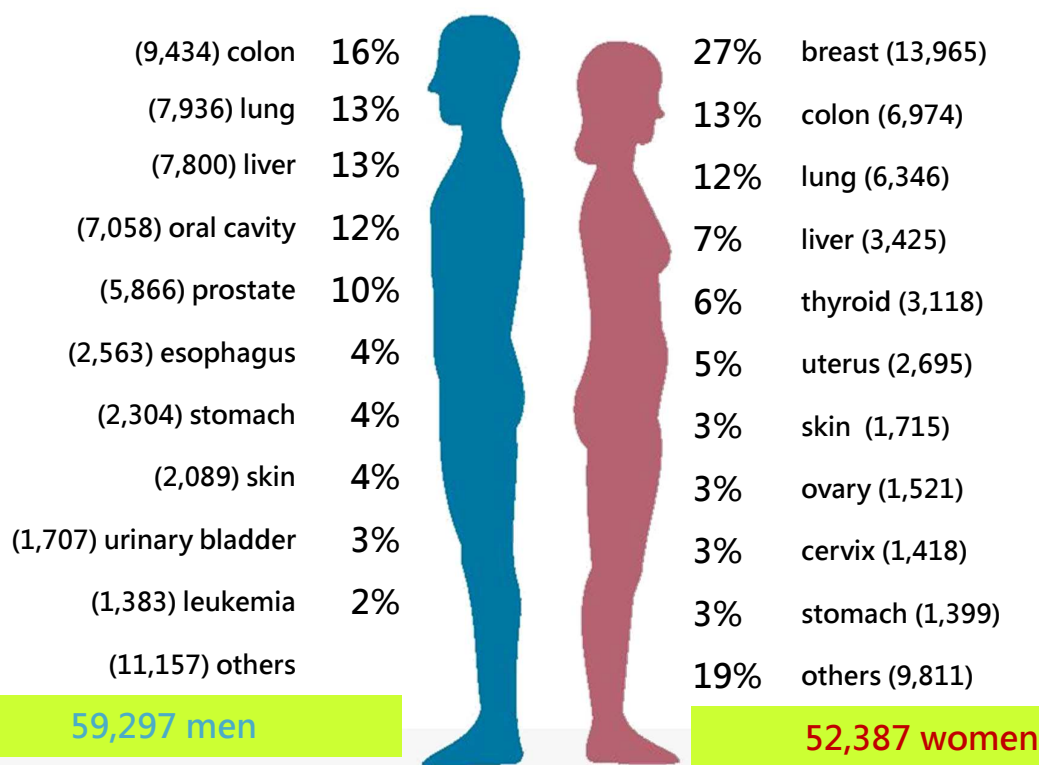
Rank	ICD-O-3	cancer site	Number of cases	Crude incidence rate	Age-adjusted standardized incidence rate <sup>2</sup>	Age-adjusted standardized incidence rate <sup>3</sup>
1	C50	Female breast	13,965	117.83	73.11	78.88
2	C18-C21	Colon-rectum	6,974	58.84	30.46	34.66
3	C33-C34	Lung	6,346	53.55	28.22	31.56
4	C73	Thyroid	3,118	26.31	18.42	19.96
5	C22	Liver	3,425	28.9	13.86	16.17
6	C54	Corpus uteri	2,695	22.74	14.03	15.11
7	C56, C57.0- C57.4	Ovary, oviduct, and broad ligament	1,521	12.83	8.54	9.19
8	C44 <sup>5</sup>	Skin	1,715	14.47	6.78	7.94
9	C53	Cervix uteri	1,418	11.96	7.1	7.88
10	C16	Stomach	1,399	11.8	5.86	6.76
	C00-C80	All cancer	52,387	442.02	254.3	280.96

**FOOTNOTE**

1. Since 2007, the incidence rate for lymphoma was calculated independently from each site.
2. Rates are age-adjusted to the 1976 world standard population. (Unit: per 100,000 people)
3. Rates are age-adjusted to the 2000 world standard population. (Unit: per 100,000 people)
4. Basal cell is included in skin cancer.
5. Carcinoma in situ represents the fifth digit of morphology code is "2".

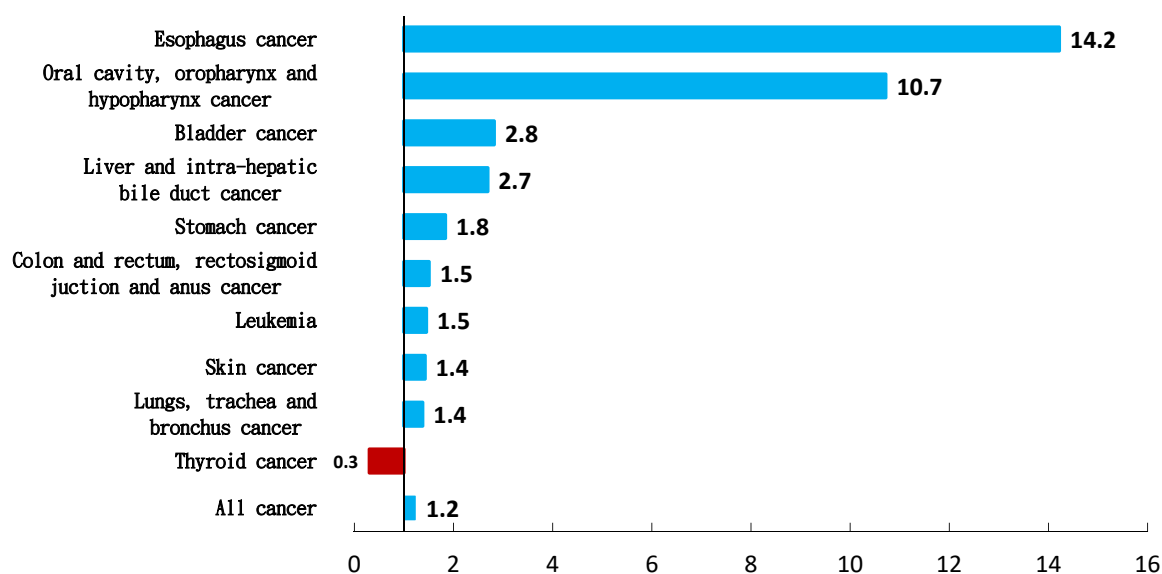


## Proportion of major cancer incidence in Taiwan, 2017



Health Promotion Administration,  
Ministry of Health and Welfare

## Sex rates in age-standardized incidence major cancers, 2017



1. Sources: HPA, MOHW cancer registries in 2017 (excluding carcinoma in situ)

2. Age-standardized incidence rates were calculated using the WHO's world population age-structure in 2000. (Unit: per 100,000 people)